

## NEVA SURFACE

### D93164

|          |  |
|----------|--|
| PROJECT  |  |
| TYPE     |  |
| NOTES    |  |
| QUANTITY |  |
| DATE     |  |

#### GENERAL

|                         |
|-------------------------|
| Series: Neva            |
| Brand: Milan            |
| Division: Design        |
| Mounting Type: Surface  |
| Mounting Location: Wall |
| Subcategory: Uplight    |

#### PHYSICAL

|                                       |
|---------------------------------------|
| Shape: Rectangle                      |
| Length (mm): 128                      |
| Length (in): 5 1/16"                  |
| Height (mm): 85                       |
| Height (in): 3 3/8"                   |
| Extension (mm): 117                   |
| Extension (in): 4 5/8"                |
| Light Distribution: Direct / Indirect |
| Weight (kg): 1.4                      |
| Weight (lbs): 3                       |
| Fixture Finish: SST                   |
| Fixture Material: Metal               |

#### ELECTRICAL

|   |
|---|
| Number of Lamps: 1  |
| Lamp Type: LED  |
| Max. Wattage Per Lamp (W): 10   |
| Dimming: Non-Dimmable   |
| Driver Included: Yes  |
| Driver Location: Integrated   |
| Driver Type: Constant Current   |
| Driver Class: Class 2   |
| Housing: ENCP3  |
| Input Voltage (V): 120  |
| Upon Request: Dimmable option available with remote driver upon request |

#### LED


|                                   |
|-----------------------------------|
| Number of LEDs: 1                 |
| Color Temperature (°K): 2700      |
| Max. Delivered Lumen (lm): 642.97 |
| Nominal Lumen (lm): 1010          |
| CRI: >80 CRI                      |

#### OPTICAL

|                |
|----------------|
| Reflector°: 50 |
|----------------|

#### RATINGS AND CERTIFICATIONS

|   |
|---|
| Certified By: CSA Certified to UL and CSA Standards |
| IP rating: IP20                                     |



128mm 5 1/16"



108mm 4 1/4"



J-Box cover plate  
Included

108mm 4 1/4"



85mm 3 3/8"

117mm 4 5/8"



## NEVA SURFACE

### D93165

|          |
|----------|
| PROJECT  |
| TYPE     |
| NOTES    |
| QUANTITY |
| DATE     |

#### GENERAL

Series: Neva  
 Brand: Milan  
 Division: Design  
 Mounting Type: Surface  
 Mounting Location: Wall  
 Subcategory: Uplight

#### PHYSICAL

Shape: Rectangle  
 Length (mm): 128  
 Length (in): 5 1/16  
 Height (mm): 85  
 Height (in): 3 3/8  
 Extension (mm): 117  
 Extension (in): 4 5/8  
 Light Distribution: Direct / Indirect  
 Weight (kg): 1.4  
 Weight (lbs): 3  
 Fixture Finish: WHI  
 Fixture Material: Metal

#### ELECTRICAL

Lamp Type: LED  
 Max. Wattage Per Lamp (W): 10  
 Dimming: Non-Dimmable  
 Driver Included: Yes  
 Driver Location: Integrated  
 Driver Type: Constant Current  
 Driver Class: Class 2  
 Housing: ENCP3  
 Input Voltage (V): 120  
 Upon Request: Dimmable option available with remote driver upon request

#### LED

Number of LEDs: 1  
 Color Temperature (°K): 2700  
 Nominal Lumen (lm): 1010  
 CRI: >80 CRI

#### OPTICAL

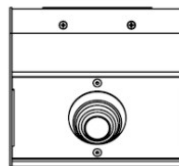
Reflector°: 50

#### RATINGS AND CERTIFICATIONS

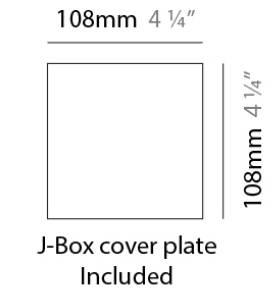
Certified By: CSA Certified to UL and CSA Standards  
 IP rating: IP20



128mm 5 1/16"



117mm 4 5/8"



85mm 3 3/8"



## NEVA SURFACE

### D93166

|          |  |
|----------|--|
| PROJECT  |  |
| TYPE     |  |
| NOTES    |  |
| QUANTITY |  |
| DATE     |  |

#### GENERAL

Series: Neva  
 Brand: Milan  
 Division: Design  
 Mounting Type: Surface  
 Mounting Location: Wall  
 Subcategory: Uplight

#### PHYSICAL

Shape: Rectangle  
 Length (mm): 253  
 Length (in): 9 <sup>15</sup>/<sub>16</sub>"  
 Height (mm): 85  
 Height (in): 3 <sup>3</sup>/<sub>8</sub>"  
 Extension (mm): 117  
 Extension (in): 4 <sup>5</sup>/<sub>8</sub>"  
 Light Distribution: Direct / Indirect  
 Weight (kg): 1.8  
 Weight (lbs): 4  
 Fixture Finish: SST  
 Fixture Material: Metal

#### ELECTRICAL

Lamp Type: LED  
 Total Output Wattage (W): 20  
 Max. Wattage Per Lamp (W): 10  
 Dimming: Non-Dimmable  
 Driver Included: Yes  
 Driver Location: Integrated  
 Driver Type: Constant Current  
 Driver Class: Class 2  
 Housing: ENCP3  
 Input Voltage (V): 120  
 Upon Request: Dimmable option available with remote driver upon request

#### LED

Number of LEDs: 2  
 Color Temperature (°K): 2700  
 Nominal Lumen (lm): 2020 (2x1010lm)  
 CRI: >80 CRI

#### OPTICAL

Reflector: 2 x 50°

#### RATINGS AND CERTIFICATIONS

Certified By: CSA Certified to UL and CSA Standards  
 IP rating: IP20



## LEGEND

|  |   |   |  |   |  |
|--|---|---|--|---|--|
|    | floor-mounted   |    | pivotal  |    | special LED (upon request) RGB, RGBW, tunable, gold+, meat+, art+, fashion+                    |
|    | wall and ceiling: recessed and surface mounted            |    | rotating   |    | warm dim / natural dimming LED   |
|    | ceiling-mounted and wall-mounted                          |    | illuminate tilted  |    | rechargeable battery powered   |
|    | wall-mounted  |    | color of suspension cable                                    |    | fixture with natural vivid LED (upon request)  |
|    | omni-directional light distribution                       |    | length of suspension cable                                   |    | color rendering index  |
|    | direct light distribution                                 |    | reflector degree selection                                   |    | color temperature  |
|    | direct/indirect light distribution                        |    | super spot   |    | lumen (luminous flux)  |
|    | indirect light distribution                               |    | lens   |    | efficacy (lumens per watt)   |
|    | asymmetric light distribution                             |    | lens pack  |    | Unified Glare Rating (UGR) range from 5-40   |
|    | aura light distribution                                   |    | shine ring   |    | marine grade (AISI 316 stainless steel)  |
|    | round wall or ceiling cut-out                             |    | integrated shine ring with diffuser                          |    | walk on  |
|    | square wall or ceiling cut-out                            |    | free individual colors 01-29                                 |    | drive on   |
|   | the supplied jig specifies the cutout dimensions          |   | individual colors: 00 (free of charge), 01-25 (extra charge) |   | Dark Sky Compliance  |
|  | minimum distance (meters) lamp - object                   |  | luminaire part to be colored (F1)                            |  | Americans with Disabilities Act (less than 4" off the wall located between 27"-84" from floor) |
|  | recessed depth  |  | luminaire part to be colored (F2)                            |  | lamp protected against explosion   |
|  | ceiling thickness in mm                                   |  | luminaire part to be colored (F3)                            |  | blown glass using traditional methods by master glass blower                                   |
|  | ceiling thickness selection                               |  | luminaire part to be colored (F4)                            |  | acoustic material  |
|  | dimmable DP (phase), DV (0-10V), DD (dali), DS (step-dim) |  | luminaire part to be colored (F5)                            |  | protection class I, protection insulation  |
|  | included or excluded LED driver/transformer/control gear  |  | color of 3-circuit adaptor                                   |  | protection class II, protection insulation   |
|  | separately switchable                                     |  | indirect diffuser  |  | ETL Certified to UL and CSA Standards  |
|  | sensor  |  | direct diffuser  |  | UL Certified to UL and CSA Standards   |
|  | remote control  |  | ball-proof (upon request)                                    |  | CSA Certified to UL and CSA Standards  |
|  | available upon request                                    |  | accessory  |  | Certified for North American Standards   |

## IP RATING

|   |  |
|---|--|
|  | protected against ingress of solid bodies greater than 12.5mm (finger)   |
|  | protected against ingress of solid bodies greater than 2.5mm<br>protected against sprays of water up to 60 degrees from the vertical (rain)      |
|  | protected against ingress of solid bodies greater than 1mm (wire)<br>no protection against the ingress of moisture                               |
|  | protected against ingress of solid bodies greater than 1mm (wire)<br>protected against sprays of water up to 60 degrees from the vertical (rain) |
|  | protected against ingress of solid bodies greater than 1mm (wire)<br>protected against water splashed from all directions                        |
|  | protected against limited ingress of dust (wet rooms/covered outdoor areas)<br>protected against water splashed from all directions              |
|  | protected against ingress of dust<br>protected against jets of water   |
|  | protected against ingress of dust<br>protected against powerful jets of water or heavy seas  |
|  | protected against ingress of dust<br>protected against immersion of water between 15cm - 1m for 30 minutes                                       |
|  | protected against ingress of dust<br>protected against immersion of water under pressure for long periods  |

## IK RATING

|   |   |
|---|---|
|  | protected against 0.14 joules impact (equivalent to 0.25kg mass dropped from 56mm above the surface)  |
|  | protected against 0.2 joules impact (equivalent to 0.25kg mass dropped from 80mm above the surface)   |
|  | protected against 0.35 joules impact (equivalent to 0.25kg mass dropped from 140mm above the surface) |
|  | protected against 0.5 joules impact (equivalent to 0.25kg mass dropped from 200mm above the surface)  |
|  | protected against 0.7 joules impact (equivalent to 0.25kg mass dropped from 280mm above the surface)  |
|  | protected against 1 joules impact (equivalent to 0.25kg mass dropped from 400mm above the surface)    |
|  | protected against 2 joules impact (equivalent to 0.5kg mass dropped from 400mm above the surface)     |
|  | protected against 5 joules impact (equivalent to 1.7kg mass dropped from 300mm above the surface)     |
|  | protected against 10 joules impact (equivalent to 5.0kg mass dropped from 200mm above the surface)    |
|  | protected against 20 joules impact (equivalent to 5.0kg mass dropped from 400mm above the surface)    |